

The Right Tools for the Jobs

工欲善其事，必先利其器。


作者 / 盧星蓉、呂翠鈴

繪畫 / 邱文櫻





Review



Why is the window so
dirty, the floor so wet,
and the trash everywhere
on the floor?

A-Di, Adam and Sandy,
please come here. Why is
your classroom still dirty?

We are
working hard.

That's true.

It is really dirty.



A-Di, Adam and Sandy, I want you to switch the job now. Please find out why the classroom is so dirty.

I am going to wipe the window.

I am going to mop the floor.

I am going to sweep the floor.





Why does the Principle ask them to do it again?



Will they find out the problems?



What's the problem?



What do A-Di find out?



What do Adam find out?



What do Sandy find out?

Art-craft fun




You need...



bamboo stick



paper



scissors



color pen



double sided tape

The Right Tools for the Jobs

工欲善其事，必先利其器。

作者 / 盧星蓉、呂翠鈴

繪畫 / 邱文櫻



Review



A-Di, Adam and Sandy, I want you to switch the job now. Please find out why the classroom is so dirty.

I am going to wipe the window.

I am going to mop the floor.

I am going to sweep the floor.





I got it! Sandy shouldn't use a dirty towel for the windows.

I got it! A-Di shouldn't use a ragged mop for the floor.

I got it! Adam shouldn't use a broken dustpan for the trash.





Are the windows clean this time?



18

Before



After



Do they make the floor clean?



Before



After





Do they finish their work this time?



Worksheet

Name: _____ Please observe the tools in the classroom. Draw it down and mark. 1★(bad)~5★(excellent).

Tools	Points	Tools	Points
			

The Right Tools for the Jobs

工欲善其事，必先利其器。

作者 / 盧星蓉、呂翠鈴

繪畫 / 邱文櫻



A watercolor illustration of a classroom scene. A female teacher with short brown hair and red-rimmed glasses stands on the right, holding a black microphone. She is wearing a purple short-sleeved shirt and yellow pants. She is addressing a group of about ten young students. The students, both boys and girls, are wearing white short-sleeved shirts with blue sailor-style collars and blue shorts or skirts. They are gathered on a light brown tiled floor. Some students are sitting on the floor, while others are standing. They all have cheerful expressions. In the background, a girl with long brown hair is standing near a doorway. The overall style is soft and painterly, typical of children's educational materials.

This is the last day
of the semester.

Good morning everyone!
The summer vacation
will start tomorrow!
Are you excited ?

Good morning!




It's really tiring.

We will work together!

Oh, No! It's a lot of work!

We will clean up the school today.



Kids! It's time
to clean up
our classroom.

OK, I will mop
the floor.

OK, I will sweep
the classroom.

OK! I will wipe
the windows.



Yes, we are ready to start!

My mop is long and handy!

My broom is sturdy and colorful!

Do you all have your tools ready?

My towel is soft and wet.

I love cleaning
the window.
It's easy and fast.




Squeak,

Squawk!




I love sweeping the floor.
It's a cinch.

Sweep, sweep!

A watercolor illustration of a young boy with brown hair, wearing a white sailor-style shirt with a blue collar and blue shorts, mopping a floor. He is holding a green-handled mop and is in the process of mopping a large puddle of water. To his right is a red bucket with a striped cloth draped over it. The floor is a mix of light blue and white, representing water and the mopped area. The background is a yellow wall with a wooden door on the left. The boy has a speech bubble that says "I love mopping the floor. It's fun and simple." and there is a sound effect "Whizz, whizz!" near the bucket.

I love mopping the floor.
It's fun and simple.

Whizz, whizz!



Why is the window so
dirty, the floor so wet,
and the trash everywhere
on the floor?

A-Di, Adam and Sandy,
please come here. Why is
your classroom still dirty?

We are
working hard.

That's true.

It is really dirty.



A-Di, Adam and Sandy, I want you to switch the job now. Please find out why the classroom is so dirty.

I am going to wipe the window.

I am going to mop the floor.

I am going to sweep the floor.



Ew! This towel
is wet and
disgusting.




Oh no! This
mop is old
and ragged.



Oops! This dustpan
is cracked and has
a hole.





Let me check
your work again.

Wow! Your classroom
is clean and shiny.
How did you do that?

I used a clean and
dry towel to wipe
the windows, so
the windows are
much shinier.



The floor is great too.
How did you do that?

I used a newer and cleaner
mop to clean the floor.

I used a good
dustpan to
sweep the trash.





We need smart kids to make the school clean.

We need good tools to get the jobs done!

We are proud of you!

工欲善其事，
必先利其器。

Game time !

The Right Tools for the Jobs

工欲善其事，必先利其器。

作者 / 盧星蓉、呂翠鈴

繪畫 / 邱文櫻





Yes, we are ready to start!

My broom
is sturdy
and colorful!

Do you all
have your
tools ready?

My mop is long
and handy!

My towel
is soft
and wet.


I love cleaning
the window.
It's easy and fast.



Squeak,


Squawk!




A young boy with brown hair, wearing a white sailor-style shirt with a blue bow tie and blue shorts, is mopping a floor. He is holding a green-handled mop and is in the process of mopping a large puddle of water. The floor is light-colored and has several puddles of water on it. A red bucket with a striped cloth hanging over the side is on the floor next to him. The background is a yellow wall with a wooden door on the left. The boy is smiling and looking at the puddle he is mopping. There are three small lightning bolt symbols near the mop head, and the sound effect 'Whizz, whizz!' is written above the bucket. A speech bubble from the boy says 'I love mopping the floor. It's fun and simple.'

I love mopping the floor.
It's fun and simple.

Whizz, whizz!



Why is the window so
dirty, the floor so wet,
and the trash everywhere
on the floor?



A-Di, Adam and Sandy,
please come here. Why is
your classroom still dirty?

We are
working hard.

That's true.

It is really dirty.



A-Di, Adam and Sandy, I want you to switch the job now. Please find out why the classroom is so dirty.

I am going to wipe the window.

I am going to mop the floor.

I am going to sweep the floor.






I got it! Sandy shouldn't use a dirty towel for the windows.

I got it! A-Di shouldn't use a ragged mop for the floor.

I got it! Adam shouldn't use a broken dustpan for the trash.



Let me check
your work again.

Wow! Your classroom
is clean and shiny.
How did you do that?

I used a clean and
dry towel to wipe
the windows, so
the windows are
much shinier.



The floor is great too.
How did you do that?

I used a newer and cleaner
mop to clean the floor.

I used a good
dustpan to
sweep the trash.





We need smart kids to make the school clean.

We need good tools to get the jobs done!

We are proud of you!

Worksheet

Name: _____

Do you have any experience about “The right tools for the job”? Please draw or write it down?

